

# CLAYFIX

The convenient way  
to a clay look!

CLAYTEC<sup>®</sup>  
Building with Clay

Clay paints by CLAYTEC  
Now available in 146 colours

# CLAYFIX clay paint

CLAYFIX clay paint: the convenient way to a clay finish.

**The paint acquires its shade from the clay and not from colouring agents or pigments.** The coating is ecologically friendly, free of solvents and breathable.

The dry mass is simply stirred into water. CLAYFIX clay paint is suitable for all paintable surfaces. It is applied using a cross-stroke with a surface brush, paintbrush or tassel. CLAYFIX is also suitable for spray painting.

Clay plasters and other undercoats are pre-treated using CLAYTEC WHITE primer. One or two coats on top of the primer are usually sufficient.


The portfolio includes 146 earthy hues. **They match the YOSIMA colour range, although the look is usually lighter.** The colours shown here may deviate from the original due to reproduction technology. A suitably large sample must be applied to check the actual appearance of the colour.

Any questions? Our team is happy to help. Visit [www.claytec.de](http://www.claytec.de) to contact your regional support team. You can also call +49 (0)2153 9180.




# The textures


CLAYFIX clay paint is available in three different textures:  
As a smooth coating without grain and coating plaster  
with fine or coarse grain.

A rectangular sample of smooth, off-white clay paint with a uniform, grain-free finish.

Without grain

A rectangular sample of off-white clay paint with a fine, uniform grain texture.

Fine grain texture

A rectangular sample of off-white clay paint with a coarse, irregular grain texture.

Coarse grain texture



## The Classic colours

The elegant CLAYFIX Classic colours are made from light clay and portions of coloured or black clay. Along with White, Old-White is one of the most popular shades. Kolumba-Grey was developed in collaboration with the Swiss architect Peter Zumthor. The other six Classics are basic colours with a strongly brightened look.



White

Old-White

Kolumba-Grey

Lilies-White

Alma-White

Magnolia-White

Edel-White

Silk-White

Wool-White

# Basic colours


Basic colours are produced using exceptionally deep shades. The red colour is created by natural iron oxides embedded in the clay, while the yellow comes from iron hydroxides. The iron in green clay is finely embedded in the mineral lattice. Brown clay gets its colour from manganese, while the black comes from coal.

CLAYFIX clay paint is offered in five basic colours, each of which comes in four stages of gradually increasing whiteness.

Basic colour system

Red	Yellow	Green	Brown	Black
RO 0	GE 0	GR 0	BR 0	SC 0
RO 1	GE 1	GR 1	BR 1	SC 1
RO 2	GE 2	GR 2	BR 2	SC 2
RO 3	GE 3	GR 3	BR 3	SC 3
RO 4	GE 4	GR 4	BR 4	SC 4

Basic colour Red (RO)





GE 0

GE 1

GE 2

GE 3

GE 4

GR 0

GR 1

GR 2

GR 3

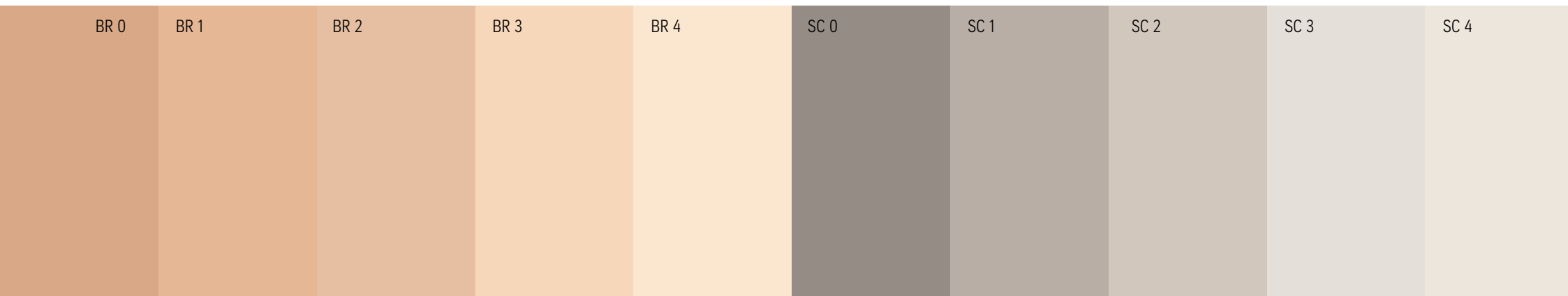
GR 4

Basic colour Yellow (GE)

Basic colour Green (GR)

Basic colour Brown (BR)

Basic colour Black (SC)



BR 0

BR 1

BR 2

BR 3

BR 4

SC 0

SC 1

SC 2

SC 3

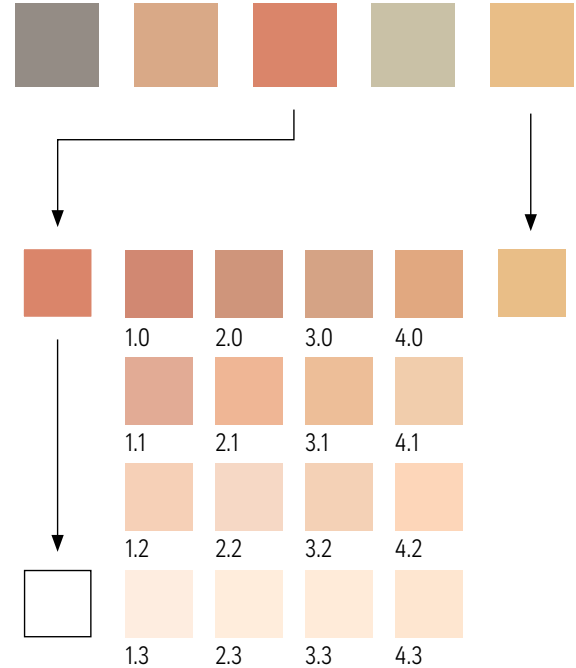
SC 4

# The colour palettes

Seven particularly beautiful colour palettes were selected from the innumerable ways to blend the basic colours. Two basic colours were mixed in four stages for each of these series. The resulting colour tones are then mixed with white in three stages.

The colour palettes have an identical structure to the YOSIMA varieties. This is why the different shades harmonise beautifully.


## Colour palette system ROGE





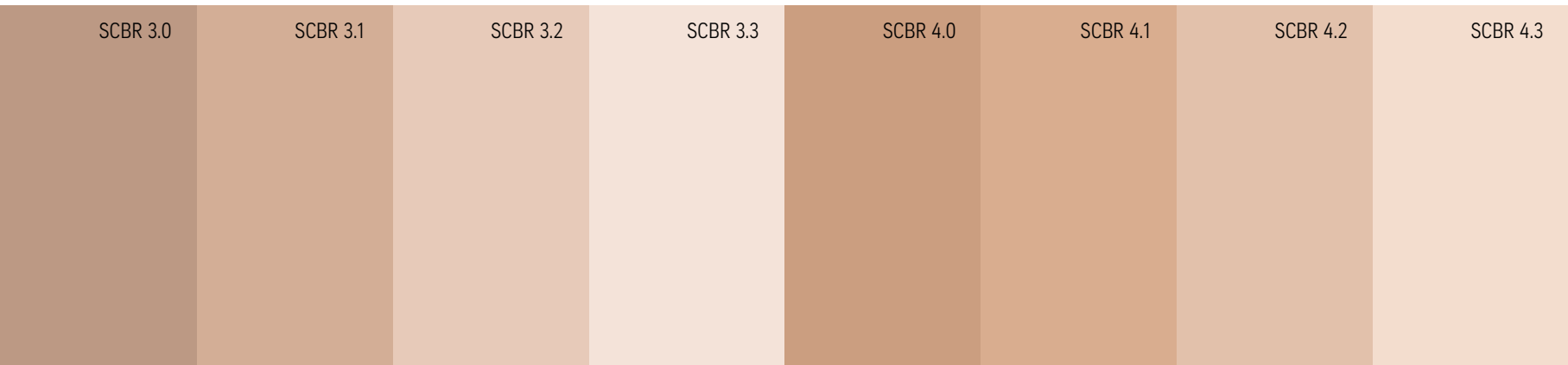


## Colour palette: ROGE (Indian-Red)

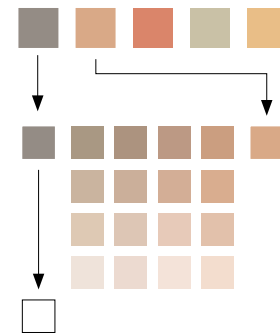





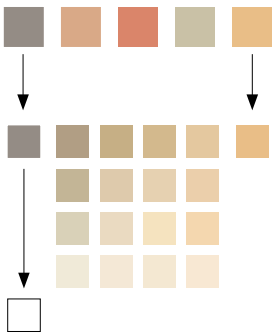
## Colour palette: SCBR (Natural-Umber)




Colour palette system SCBR



Colour palette system SCGE



## Colour palette: SCGE (Sahara-Beige)

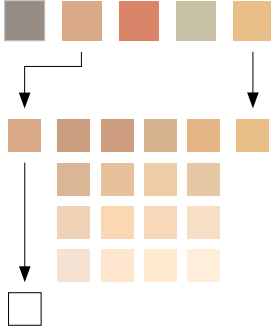




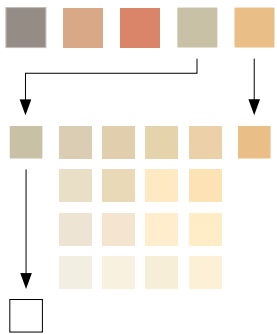
# Colour palette: BRGE (Gold-Ochre)




Colour palette system BRGE



Colour palette system GRGE

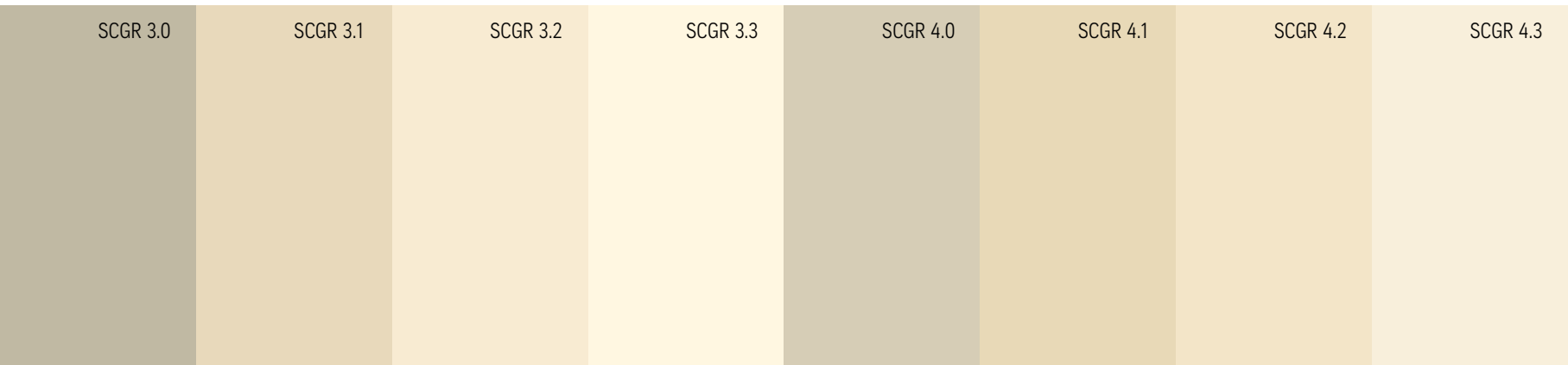


## Colour palette: GRGE (Reed-Yellow)

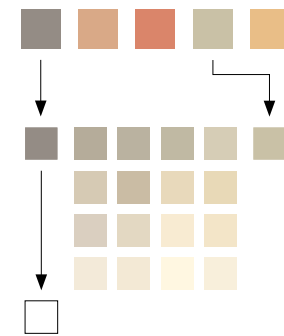




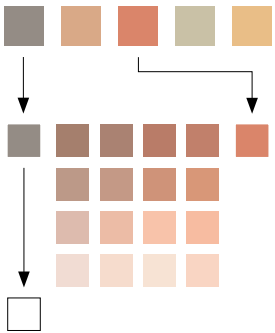
## Colour palette: SCGR (Jade-Green)



Colour palette system SCGR



Colour palette system SCRO



## Colour palette: SCRO (Siena-Brown)





CLAYFIX clay paint is available in 146 shades and three textures. The paints are premixed by your CLAYTEC dealer or delivered by a regional dealer mixing centre.

They are available in 10 kg buckets (sufficient for approx. 60 m<sup>2</sup> single coat on the WHITE primer, approx. 50 m<sup>2</sup> with two coats) and 1.5 kg bags (sufficient for approx. 9 m<sup>2</sup>).

The dry product is mixed with water when it is ready for use.

Your CLAYTEC dealer:



# CLAYTEC®

Building with Clay

**CLAYTEC GmbH & Co. KG**  
Nettetalter Strasse 113  
41751 Viersen-Boisheim, Germany

Telephone: +49 (0)2153 918-0  
Fax: +49 (0)2153 918-18

Email: [service@claytec.com](mailto:service@claytec.com)

**[www.claytec.de](http://www.claytec.de)**

**Advice and sales  
in Austria:**

**CLAYTEC Lehmbaustoffe GmbH**  
Stranach 6  
9842 Mörttschach, Austria

Telephone and fax:  
+43 (0)699 17 218 877

Email: [info@claytec.at](mailto:info@claytec.at)

Last updated: 2-2021