


YOSIMA



EXPERIENCE DEPTH – ROOMS OF CLAY



CLAYTEC®
Building with Clay



EXPERIENCE

depth



Kolumba Art museum of the Archdiocese of Cologne




walls of **CLAY**


Beluga Shipping Company, Bremen, Germany



Ecolut Forum Seminar Centre, Engelskirchen, Germany



Hospital St. Elisabeth und St. Barbara in Halle, Germany





YOSIMA



146 Shades of earth

YOSIMA's depth of colour does not come from artificial colours or pigments. It results exclusively from the material characteristics of the clay and earth of which it is made. The clay is both the binding agent and the colour. Its subtle colour variations gives surfaces a natural and authentic character.

Together, they make up a system of 146 colours for top-class interior design with clay.

photo: Joachim Blobel

Base colours

For the base colours, Claytec uses selected clays with an exceptionally pronounced depth of colour. The red coloration is a product of naturally occurring iron oxides in the clay, the yellow of iron hydroxides. Green clay result from very fine iron particles embedded in its mineral lattice, while brown clays are a product of the presence of manganese and black of charcoal.

CLAYTEC offers five base colours for YOSIMA, each of which also comes in four mixtures of gradually increasing whiteness.

Red	Yellow	Green	Brown	Black
				
RO 0	GE 0	GR 0	BR 0	SC 0
				
RO 1	GE 1	GR 1	BR 1	SC 1
				
RO 2	GE 2	GR 2	BR 2	SC 2
				
RO 3	GE 3	GR 3	BR 3	SC 3
				
RO 4	GE 4	GR 4	BR 4	SC 4


Due to the printing technique, the colours shown here may differ from the original.



Classic-colour palette

Is there white clay? Yeah, kaolin. The name is derived from the Chinese place name Gaoling. Kaolin is also known as porcelain clay, from which the finest ceramics have been made for thousands of years. This is the raw material for YOSIMA White WE 0.

The other YOSIMA Classic colours have portions of coloured or black tones. Old-white has been one of the most successful colour shades for years. Kolumba Grey was developed together with and for the Swiss architect Peter Zumthor, used extensively at the Kolumba Museum, Cologne. Six of the Classic colours are based on the most suitable basic shades. They are particularly brightened, so that the addition of colour does not cause more than a slight shimmer.




White




Old-White



Kolumba-Grey




Wool-White




Alma-White



Magnolia-White



Edel-White




Silk-White



Lilies-White

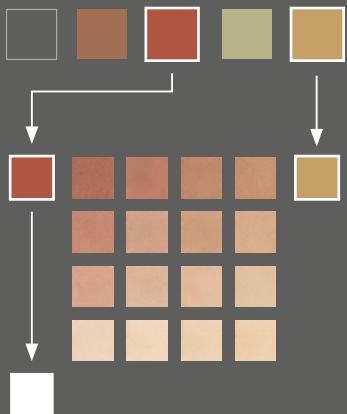
Due to the printing technique, the colours shown here may differ from the original.




colour palette: indian-red

Clays and earths reflect the colours of the world. Ancient cultures were known to have used earth to decorate their living environment. The colours of the Indian Red palette radiate calm, deep warmth.

From the vast range of possible colours, Claytec has selected seven especially attractive colour palettes. Each colour palette is made from two base colours, available in four different blends. These blends are additionally available in three lighter tones.

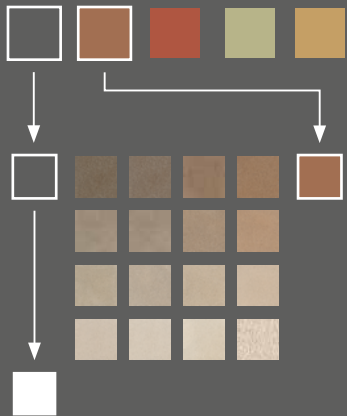


Due to the printing technique, the colours shown here may differ from the original.



colour palette: **natural-umbra**

Earth tones have a natural beauty that we respond to instinctively. But clay plaster is not just visually appealing. It also has properties that have a proven beneficial effect on the indoor climate, making our homes the restful centre of everyday life.



SCBR 1.0



SCBR 2.0



SCBR 3.0



SCBR 4.0



SCBR 1.1



SCBR 2.1



SCBR 3.1



SCBR 4.1



SCBR 1.2



SCBR 2.2




SCBR 3.2




SCBR 4.2



SCBR 1.3



SCBR 2.3




SCBR 3.3



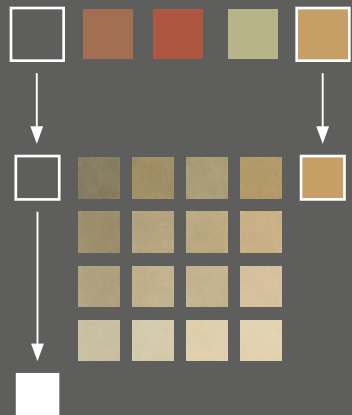
SCBR 4.3

Due to the printing technique, the colours shown here may differ from the original.



colour palette: **sahara-beige**

In many cultures, people use clay and earth to decorate the most prestigious rooms in the house. Their perfectly crafted surface finishes are regarded as having a unique quality and lasting value. They are to be experienced, not just by themselves but also by their friends and guests.



SCGE 1.0




SCGE 2.0



SCGE 3.0




SCGE 4.0



SCGE 1.1




SCGE 2.1




SCGE 3.1



SCGE 4.1



SCGE 1.2




SCGE 2.2




SCGE 3.2




SCGE 4.2



SCGE 1.3



SCGE 2.3



SCGE 3.3



SCGE 4.3

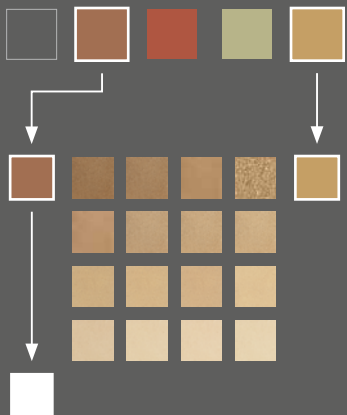
Due to the printing technique, the colours shown here may differ from the original.



colour palette: **gold-ochre**

Gold and ochre tones are warm and soft.

As the most typical of all earth colours they unite calmness and solidity with openness and spaciousness. They communicate a sense of being rooted in the earth while simultaneously amplifying the effect of the sun to produce bright and light interiors



BRGE 1.0




BRGE 2.0




BRGE 3.0



BRGE 4.0



BRGE 1.1




BRGE 2.1



BRGE 3.1



BRGE 4.1



BRGE 1.2



BRGE 2.2



BRGE 3.2



BRGE 4.2



BRGE 1.3



BRGE 2.3



BRGE 3.3



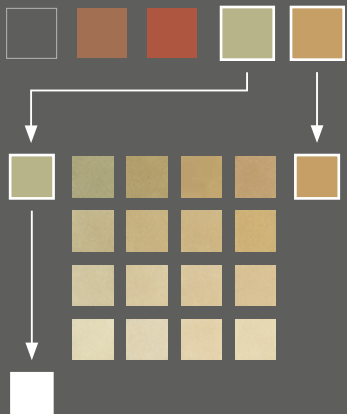
BRGE 4.3

Due to the printing technique, the colours shown here may differ from the original.



colour palette: **reed-yellow**

Gentle greens and yellows create a sense of well-being. Together with the balanced climate of clay interiors, they provide ideal conditions for healthy living – especially important in this age of modern, energy-efficient building. And not only that: clay and earth are more environmentally friendly than almost all other building materials.



GRGE 1.0




GRGE 2.0




GRGE 3.0



GRGE 4.0



GRGE 1.1




GRGE 2.1



GRGE 3.1



GRGE 4.1



GRGE 1.2



GRGE 2.2



GRGE 3.2



GRGE 4.2



GRGE 1.3



GRGE 2.3



GRGE 3.3




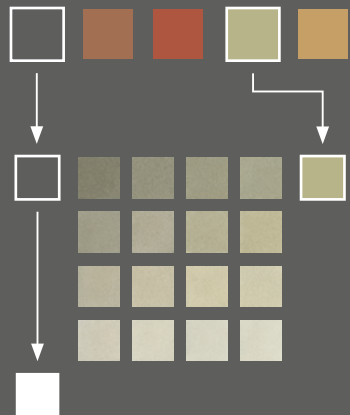
GRGE 4.3

Due to the printing technique, the colours shown here may differ from the original.




colour palette: **jade-green**


This spectrum of clays ranges from colours that are cool and soothing to those with a hint of the exotic. Green and grey are the favourite colours of designers and architects. They are sophisticated, restrained and subtle – ideal for interiors that reflect the perfect harmonies of nature.



SCGR 1.0



SCGR 2.0



SCGR 3.0




SCGR 4.0



SCGR 1.1



SCGR 2.1



SCGR 3.1



SCGR 4.1



SCGR 1.2



SCGR 2.2



SCGR 3.2



SCGR 4.2



SCGR 1.3



SCGR 2.3



SCGR 3.3



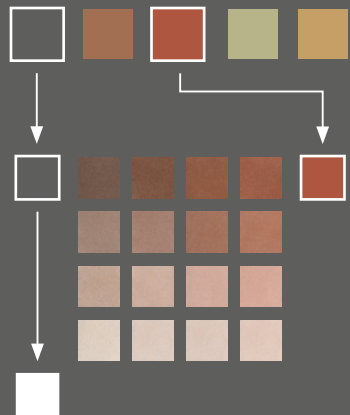
SCGR 4.3

Due to the printing technique, the colours shown here may differ from the original.



colour palette: **sienna-brown**


Sienna brown epitomises the vitality and beauty of coloured clays and earth. It is a palette that evokes the earthy warmth of natural materials soaking up the heat of the sun. It recalls the flair of southern Europe and exemplifies the sense of depth felt in rooms lined with clay plaster.



SCRO 1.0




SCRO 2.0



SCRO 3.0




SCRO 4.0



SCRO 1.1



SCRO 2.1



SCRO 3.1



SCRO 4.1



SCRO 1.2



SCRO 2.2



SCRO 3.2



SCRO 4.2




SCRO 1.3



SCRO 2.3



SCRO 3.3



SCRO 4.3

Due to the printing technique, the colours shown here may differ from the original.

YOSIMA

Type: Clay design plaster


YOSIMA clay design plaster is a coloured, wall-design material consisting of clay and earth. The clay acts as both a binding and a colouring agent in one; we do not add any extra pigments or artificial colours. YOSIMA clay design plaster is offered in 146 earth shades, including the nine classic shades. In addition, six structural additives allow various effects to be achieved. YOSIMA surfaces are elegant, vibrantly coloured and brilliant. They exude a tranquil, harmonious radiance that you'll enjoy day after day!

The surface texture is defined by the plaster constituents and the application technique. Seven textural additives are available which can be used to create different effects. They can be mixed into each of the 146 tones of colours.

Plaster textures




Straw



Japan



Herbs



Red stone




Pearl



Flash





YOSIMA


Type: Clay surfacer

YOSIMA coloured clay surfacer is a smooth wall-finishing which provides a modern but classic ambience. It can be sanded, is very smooth and is even water-repellent to a certain extent. A wide range of surfaces can be created, from calm and homogeneous to vibrant and stormy. When treated with wax, the colours become even deeper and more intense. YOSIMA clay surfacer is offered in 146 earth-coloured tones.


Surface effects (examples)



Red (RO 0)



Red (RO 0) marbled





What's the next step?



LOOKING FOR SKILLED WORKERS

Are you looking for skilled tradespeople? On our web pages you'll find more than 475 trained CLAYTEC skilled work partners in different specialist trades. The diamond symbol in the skilled worker contact database shows you who has experience using YOSIMA in the field of 'fine surfaces'. Some businesses can present references. We're glad to help you find the right skilled trade firm. Simply call the staff member indicated on the right for your area.

LOOKING FOR VENDORS

Our vendors hold stocks of CLAYTEC building materials and keep them ready for you at all times. As trained partners, they can guarantee you expert advice. Our website shows their locations. Here we also make the same offer as before: Feel free to call us! We'll make sure that you receive your goods. That particularly applies if the nearest vendor isn't located in your neighbourhood.

LOOKING FOR ARCHITECTS

Even if we can't provide architect recommendations for all areas, we still are in contact with lots of interior architects and designers with creativity and experience. Feel free to call us! We're also happy to advise the architect of your choice.

Our support staff are there to help you



WEST

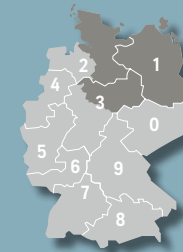
Roland Trotzek

Technical advice

Support Co*

Mobil: **0176 111 918-17**

r.trotzek@claytec.com



NORTH-EAST

Wolfgang Milarch

Technical advice

Support Co/ST/Arch*

Mobil: **0176 111 918-14**

w.milarch@claytec.com



SOUTH-WEST

Philipp Meier

Technical advice

Telephone: **02153 918-24**

p.meier@claytec.com



EAST

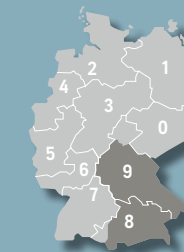
Gerrit Wolf

Technical advice

Support Co/ST/Arch*

Mobil: **0176 111 918-12**

g.wolf@claytec.com



SOUTH

Philipp Meier

Technical advice

Telephone: **02153 918-24**

p.meier@claytec.com



INTERNATIONAL

Ricardo Valenzisi

Technical advice and sales

Telefon: **+49 2153 918-25**

r.valenzisi@claytec.com

All information also available at www.claytec.de/en

*COMMERCIAL, SKILLEDTRADES, ARCHITECTS

Advice and application techniques



Technical advice

Our architects and skilled trades specialists are always on call for you during office hours, 7:45am to 5pm Mon–Thurs and 7:45am to 3pm Fri. Select the telephone number of the contact partner for your region indicated on the left, or send us an e-mail. If it's a matter of complex issues, our skilled work and planning support person will also be glad to offer you an appointment on-site.

Worksheets

The Fine-finish surfaces worksheet provides detailed, practical, non-product-specific information on preparing backgrounds, surface design and working with YOSIMA clay designer plaster, clay surfacer and CLAYFIX coating materials.

The complete list of worksheet titles:

Fine-finish surfaces

Clay plasters

Timber-frame construction

Interior insulation

Application video

The drywall construction videos show you the most important manoeuvres. See for yourself: clay drywall construction is easy to handle. Our YouTube channel provides further videos on working with YOSIMA clay designer plaster and internal insulation.



Tender texts

To help planners, we have created tender texts for all techniques. The list also shows important preliminary and subsidiary tasks, to draw attention to technically or financially relevant work. Our website automatically directs you to the www.ausschreiben.de platform of Orca Software. The texts can be imported into all AVA programs.

MACHINE TECHNOLOGY

Skilled workers apply our clay plasters with plastering machines. We have tested the most important brands for you. You'll find the most important plastering machine manufacturers, plus contact details and competent contact partners at www.claytec.de/en/for-professionals

Wall panel heating

Wall panel heating consists of pipe registers plastered into the clay mortar or embedded in the clay in other ways. Thanks to their low surface temperature, the heat is mainly emitted by radiation. This technique avoids the need for radiators.

You'll find the most important system manufacturers, plus contact details and technical information on the heating systems at www.claytec.de/en/for-professionals/Wall--and-ceiling-heating

The claytec product catalogue:



All the pages are also available for download at www.claytec.de/en/products/downloads_en

CLAYTEC®

Building with Clay

CLAYTEC GmbH & Co. KG

Nettetaler Straße 113
41751 Viersen-Boisheim,
Germany

Telephone: +49 (0)2153 918-0

Fax: +49 (0)2153 918-18

E-mail: service@claytec.com

www.claytec.de

www.claytec.be

www.claytec.fr

www.claytec.nl

Advice and sales
in Austria:

CLAYTEC Lehmbaumstoffe
GmbH

Stranach 6
9842 Mörtzschach

Telephone und Fax:
+43 (0)316 333 128

E-mail: info@claytec.at

www.claytec.at

Last updated 2-2021



Tested according to strict pollutant and
emission requirements by ECO-INSTITUT,
Cologne